



GANESH BENZOPLAST LIMITED

CIN:L24200MH1986PLC039836 / PAN NO : AAACG1259J

Regd. Off. : Dina Building, 1st Floor, 53 Maharshi Karve Road, Marine Lines (E), Mumbai - 400 002.
Tel. : (91) (22) - 6140 6000 • Fax : 6140 6001 / 2839 5612
Email : compliances.gbl@gmail.com • Website : www.gblinfra.com

Date: July 28, 2022

To

The General Manager, Department of Corporate Services – Corporate Relations Department, BSE Limited, Pheeroze Jeejeebhoy Towers, Dalal Street, Fort, Mumbai – 400 001. Scrip ID: 500153	The Manager, Listing Department National Stock Exchange of India Limited Exchange Plaza, 5th Floor, Plot No. C/1, G-Block, Bandra Kurla Complex, Bandra (E), Mumbai – 400051 Scrip ID: GANESHBE
-------------------------------------------------------------------------------------------------------------------------------------------------------------------------------------------------------------------------------	------------------------------------------------------------------------------------------------------------------------------------------------------------------------------------------------------------------------------------------------------

Dear Sir,

Sub: Investor Presentation -Regulation 30 of the SEBI (Listing Obligations and Disclosure Requirements) Regulations, 2015

Pursuant to Regulation 30 of the SEBI (Listing Obligations and Disclosure Requirements) Regulations, 2015, please find enclosed herewith the investor Presentation issued by the Company.

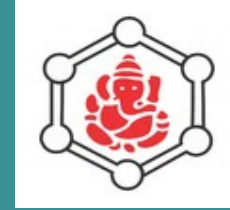
Kindly take the same on your record.

Thanking You,
For Ganesh Benzoplast Limited

Ekta Dhanda
Company Secretary and Compliance Officer



Encl: As above



Ganesh Benzoplast Limited

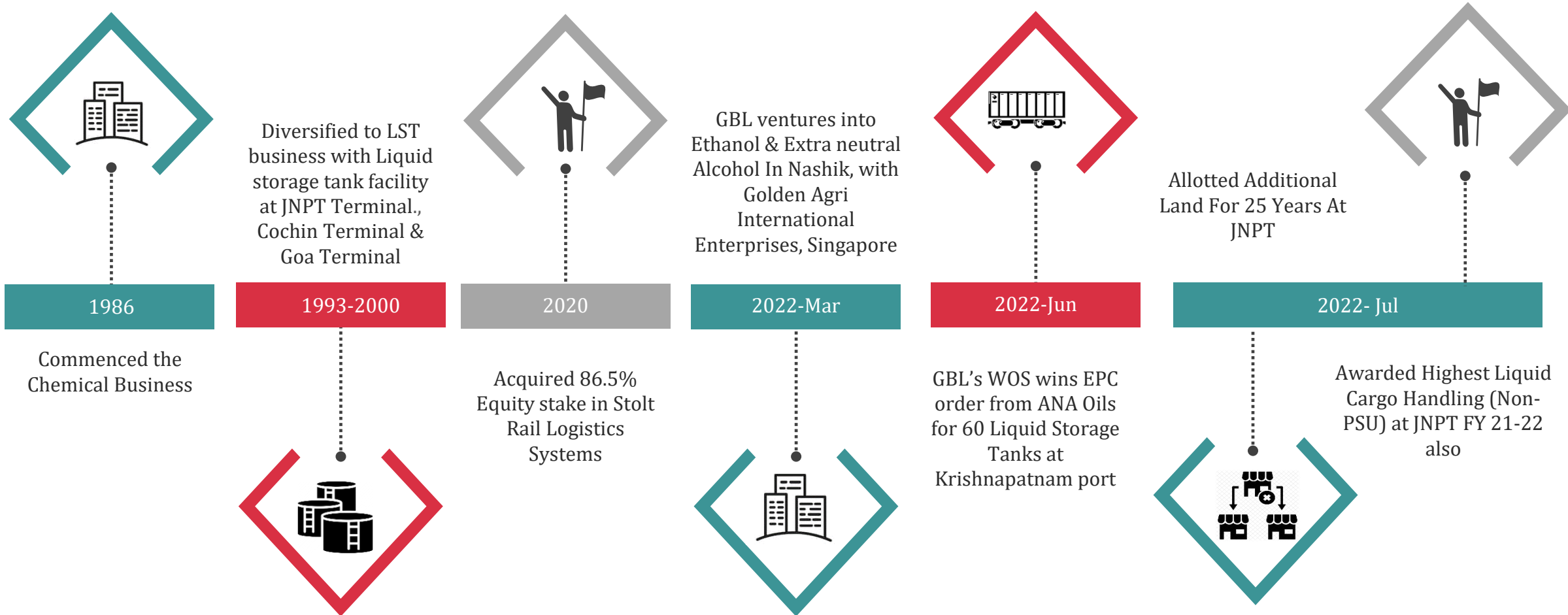
Investor Presentation | July 2022

A Leading End-to-End Solutions Provider In Liquid Logistics ...



Liquid Logistics	Liquid Storage Tanks (LST)	<ul style="list-style-type: none"> • Leading independent Tank Storage Provider • Total Installed Capacity of 3,09,000 KL • Presence at JNPT Cochin Goa 	Consolidated (FY22)
	EPC Services	<ul style="list-style-type: none"> • Rich Experience in Tank Fabrication & Pipeline Installation • Experience in installations designed for handling Various Chemicals 	
	Rail Logistics	<ul style="list-style-type: none"> • Established a JV company in 2015 with Stolt Nielsen Singapore PTE Ltd (STOLT), a 100% subsidiary of Stolt-Nielsen Limited (SNL), a leading global chemicals and bulk liquids logistics company, JV company is now a material subsidiary of GBL • Providing end to end bulk liquid storage and transportation 	
Chemicals	Chemical Business	<ul style="list-style-type: none"> • Manufacturing & Exporting wide range of food preservatives, lubricant additives, specialty Chemicals 	Revenue INR 3606 Mn
			EBITDA INR 644 Mn
			PAT INR 327 Mn
			RoCE 12%

... With A Journey Of Almost Three Decades in LST



Strong Management Team To Lead the Company - Promoters



Ramesh Pilani

Founder & CFO

- B-Tech in Chemical Engineering ~47 years of experience in Chemical & Liquid Storage
- Established the Chemical manufacturing & Liquid storage business and actively involved in financial operations



Rishi Pilani

Chairman & MD

- Chemical Engineer, Masters in Industrial Engineering, Masters in Finance with ~20 years of experience
- Chairman & Managing Director of the Company since 2011, responsible for growth, strategy & overall management of the company
- Under his leadership, the Liquid Storage Terminal Division of the Company achieved Sustained growth in terms of revenue and profitability



Ramakant Pilani

CEO


- Commerce graduate ~ 40 years of experience in the chemical industry
- Responsible for overall plant operations, marketing and administration of Chemical division business

Strong Management Team To Lead the Company - Directors



NN Kumar
Director

- Associated with the company since 2020 as an independent Director
- B.Sc., M.Sc. and IRS by qualification
- He had served for about 25 years in various positions in the Income Tax Department and the Ministry of Finance
- Vast Experience of 35 years in finance, administration, fiscal statutes, regulatory mechanism and government Functioning.



Ramesh Punjabi
Director

- Associated with the company since inception as Technical Director and as a non-executive Director since 2014
- B. Tech (Hons) in Chemical Engineering with ~47 years of experience in design, construction and operation of Chemical plants




**GANESH
BENZOPLAST
LIMITED**

Liquid Storage Tank – Strong Backbone of the Company

Leading LST Player With Diversified Liquid Handling Capabilities ...

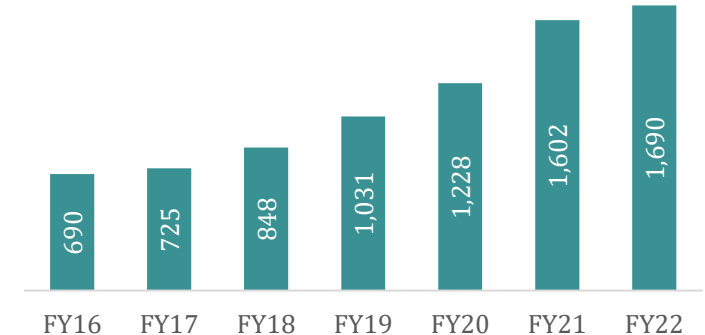


LST division provides storage tanks which are leased on rent for **storing liquid chemicals, acids, phenol, oil products & edible oils**



Liquid bulk storage capacity of **3,09,000 KL** spread across three strategically located terminals at **JNPT (Navi Mumbai), Cochin and Goa** that are connected by pipelines to various berths for handling export and import of products

LST DIVISION REVENUE (CONS.) (INR Mn)



Total of 80 tanks (Stainless Steel, Mild Steel and Pre-Coated Steel) across Terminals that cater to a wide range of product storage requirements



Robust growth in income through lease rentals on storage facilities, handling charges and other services.

... Coupled with a Wide Range Of Services At The Terminal



Storage

Providing liquid storage tanks, handling & loading service of various products



Bunkering

Fuel supply bunkering services while maintaining product quality



Barging

A complimentary business mainly provided to major oil companies and trading firms



Blending

Blending of products (Air Sparger/Mixer) catering to customer needs accordingly



Drum Filling

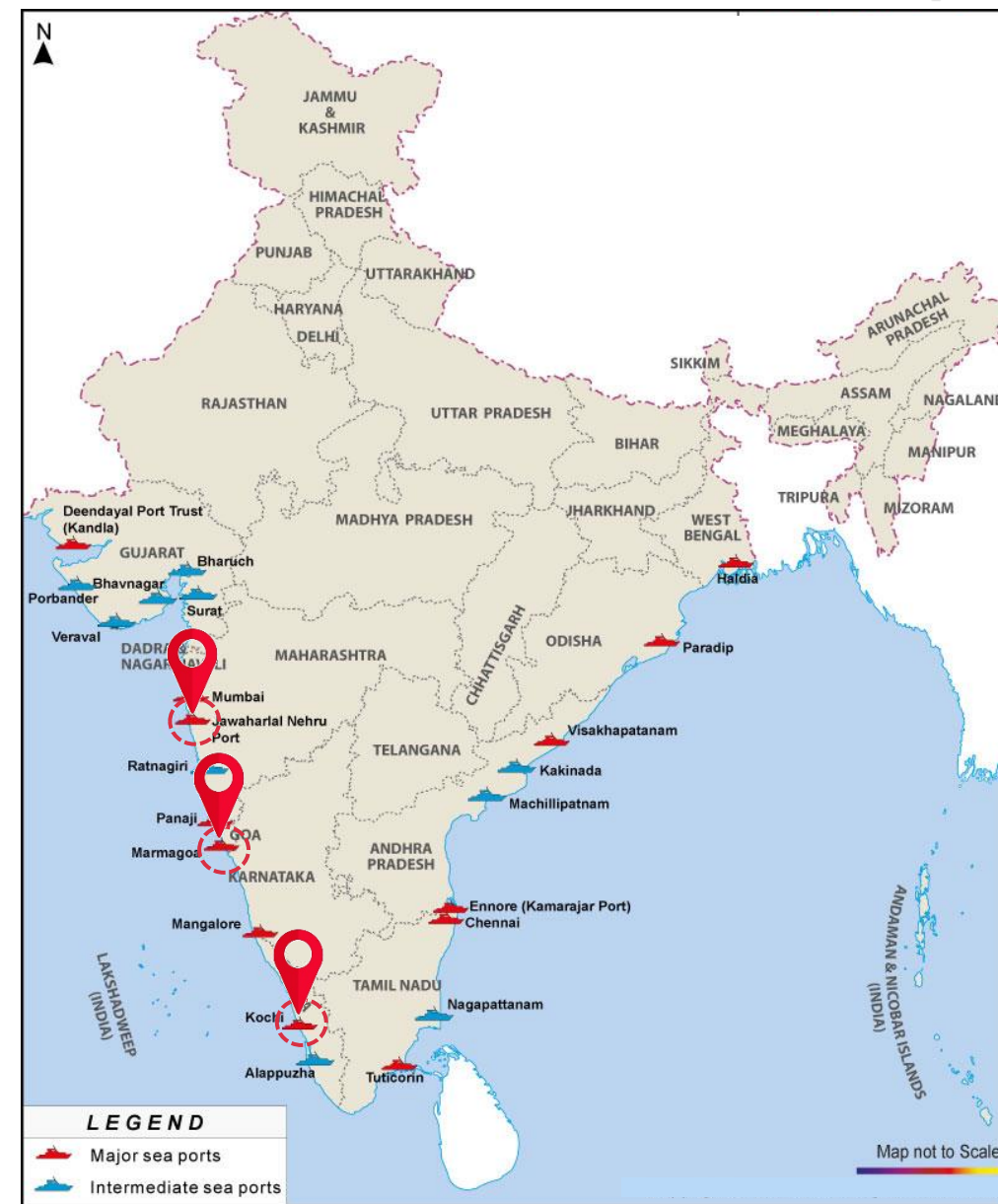
~100 containers monthly of products like Acetic Acid, Methanol, MEG, Ethyl Acetate

Established Presence at Major Sea Ports



	JNPT	COCHIN	GOA
Year of Establishment	1996	1999	2000
Tank Capacity	500 KL-14,000KL	750 KL – 5,000 KL	750 KL-14,000KL
Certified Terminals	ISO 9001:2008	ISO 9001:2008	ISO 9001:2008
Number of Tanks	64	12	4
Capacity	240000 KL	43000 KL	26000 KL

Infrastructure at terminals are fully equipped with modern firefighting and safety equipment



JNPT Terminal : A Stable Cashflow Generating Asset ...



Total Capacity

240,000 KL - operating at > 100% occupancy (FY22)



Diversified Products Handled

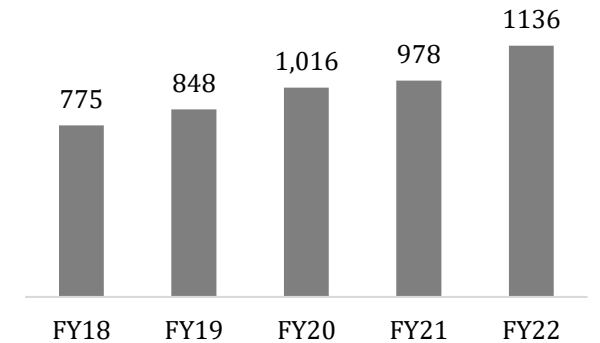
Class A, B, and C products (MEG, CSFO/CPO (Oil), Edible Oil, RBD Palmolien, Acetic Acid/Acetone, Vam Styrene Monomer, Crude Glycol, Phenol, Toluene) as well as all types of chemicals



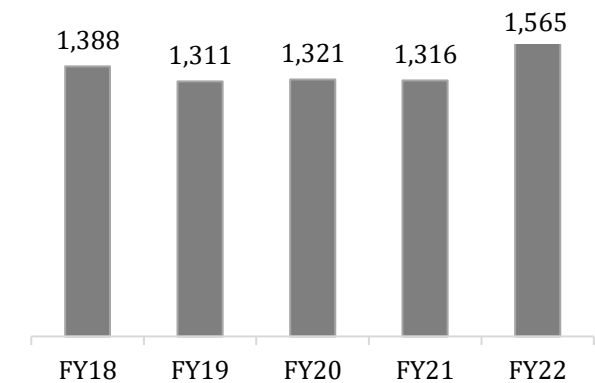
Dedicated Berth

2 dedicated berths and 2 Jettys at JNPT Port for Vessel loading and discharging of cargo

Rental Revenue (INR Mn)



Throughput (000'MT)



... Driven By Unique Value Proposition



JNPT – One of the Major ports

Storage tanks located at JNPT port leads to higher premium compared to other upcoming ports.
(New 4.5 Hectares Land allotted at JNPT for 25 years)

POL Traffic at major Ports

POL traffic share has been increasing; contributed **37.5% of total traffic in FY20** compared to 33.4% of total traffic in FY16 at major ports

Major Entry Barrier for new Entrant

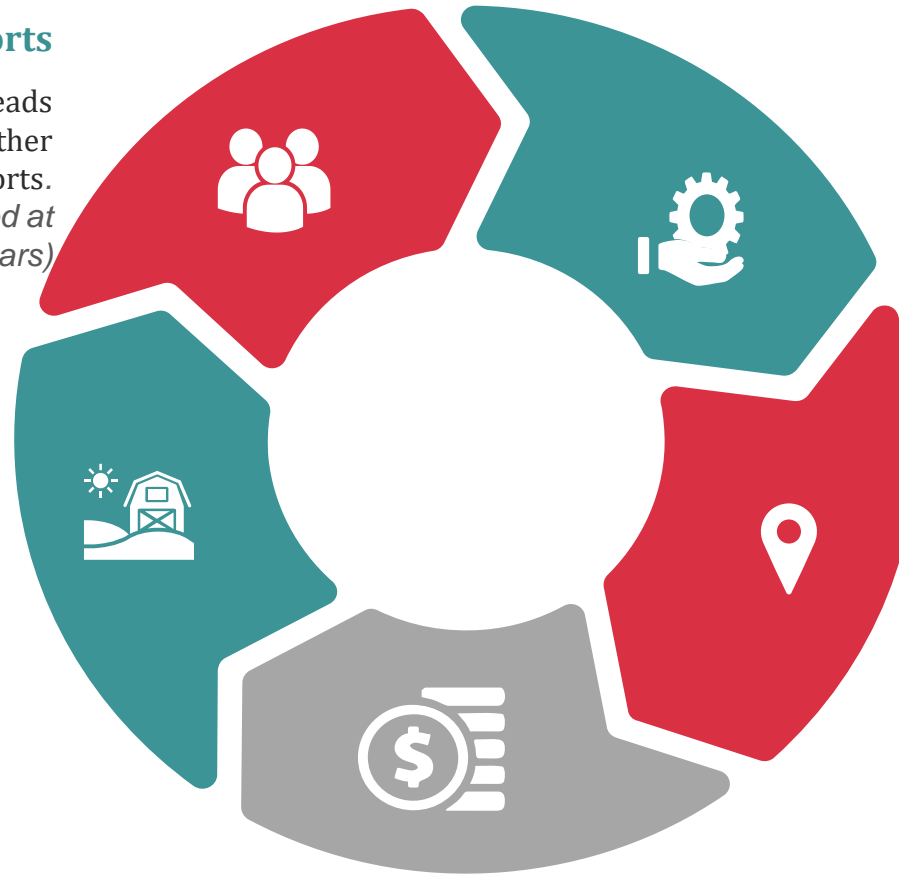
Limited availability of new land parcel and existing pipeline fully utilized

GBL- Diversified Storage Capabilities

, Ability to store Class A liquids; giving higher revenue realizations

Opportunity of Spot Contracts

Presence at JNPT port gives an opportunity to take short term contracts (spot) leading to greater value realization.



JNPT Terminal : Growth Potential



Enhancing Tank Capacity

Ability to Increase the height of existing Tanks for higher capacity leading to higher throughput

Specialized Cargo Tanks

Upgrading normal tanks to specialized cargo tanks also providing heating and chilling facility for the cargo at port leads to higher realizations

Improving Product Mix

Improving Product mix by storing Liquid of multiple customers in a single Tank helps in increasing realization

Other Services

Acquisition of Infrastructure Logistic Systems Ltd (Formerly Stolt Rail Logistics Systems Ltd.) leads to long standing relations with existing customers in handling cargo from door to door, increasing the service revenue

Factors Driving Growth

Enhancing Tank Capacity

+

Specialized
Cargo Storage
Tanks

+

Improving
Product Mix

+

Other Services

=

Driving Revenue
Growth

Other Terminals – Cochin and Goa



Cochin Terminal

- Operating 43,000 KL at 95% occupancy
- Handling Class A, B, and C products (MEG, CSFO/CPO (Oil), Edible Oil, RBD Palmolien, Acetic Acid/Acetone, Vam & Styrene Monomer, Crude Glycol, Phenol, Toluene) as well as all types of chemicals



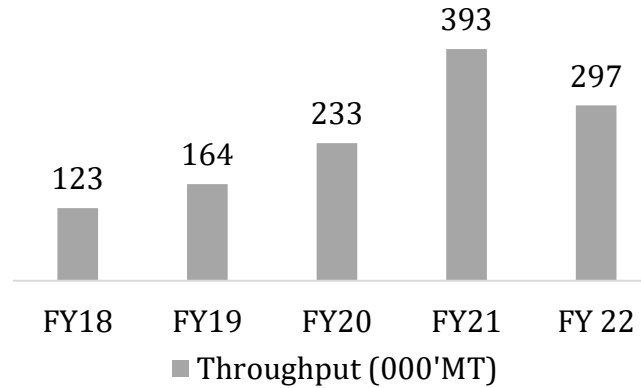
Goa Terminal

- Operating 26,000 KL at ~ 40% occupancy (impacted by the mining ban in Goa)
- Handling Class A, B, and C products and various other types of chemicals

Growth Roadmap for Cochin and Goa Terminals



Strong Growth in Throughput to Drive Growth

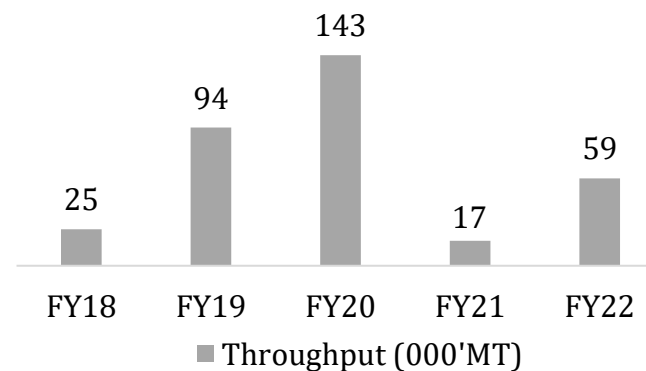


Future Growth Strategy

- To achieve 100% occupancy in near future



Currently Under Utilized Huge Opportunity Ahead



Future Growth Strategy

- Exploring the possibilities of storage of edible oil for private players

Long standing relationships with Marquee Clients

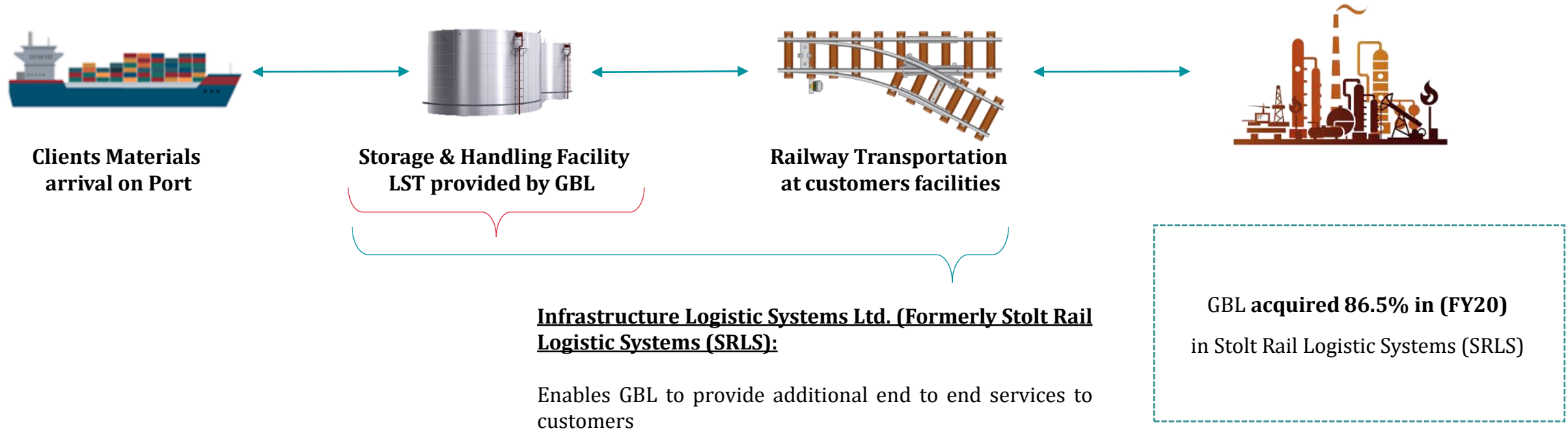


GBL welcomes it's new clients





Foray into Railway Logistics – Deepening Service Offerings ...



Broadening the Scope of Service Offering

- ILSL Provides **end to end bulk liquid storage & transportation** facilities from shore to plant
- ILSL will take a **step forward** in the Existing LST storage business

Infrastructure Logistic Systems (ILSL):

- Utilizes **Indian railways infrastructure** for transportation of liquids
- Has loading and unloading facilities at **JNPT, Nagpur, Dahej and Daund**

Support of Marquee Global Player

- Stolt has been a partner in Stolt Rail Logistic Systems Limited for **~5 years**
- Global network of **~ 5 million KL** of bulk liquid storage capacity in 12 countries
- Annual revenue of **USD +2 bn** for 2019 and an asset base of **USD 4.5 billion**

... Leading to Strong Growth Potential



Widening footprints into Rail Logistics

- ILSL owns tank containers and leases rakes and tanks at various ports and inland locations
- Enable GBL to provide additional service in their LST portfolio of services

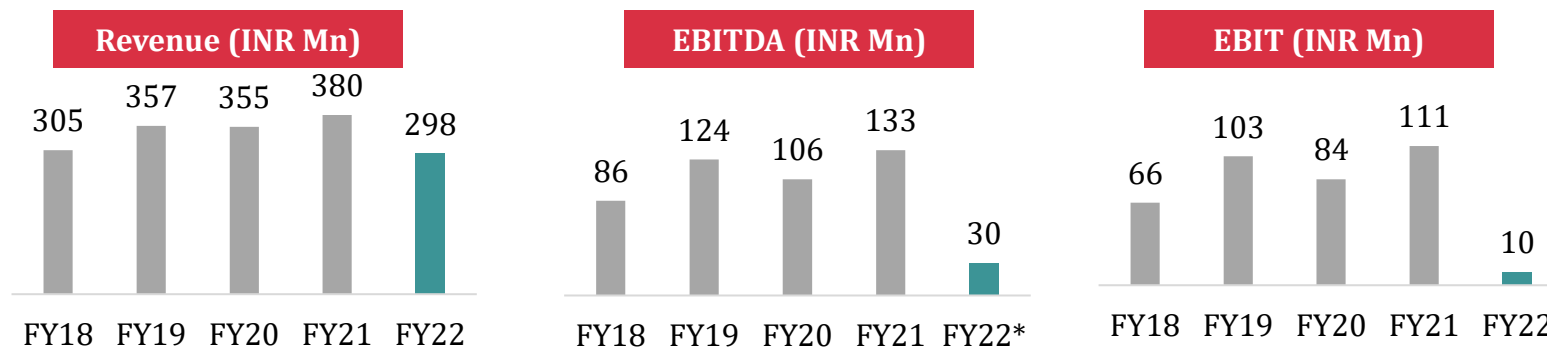
Running a Healthy Operational Business

- ILSL – Into existence in the business **over decade**
- Strong historical **revenue**

Future Growth Driver for GBL

- Accretive **Margins** contributing to 20% of the LST Revenues
- Marquee Clients for this Service
- **Improves efficiency** by providing one stop logistic solution
- **Increases profits** amid reduction in supply chain costs reduces cost of buyer

Performance History of ILSL(SRLS)



* 2022 has low revenue and low margin due to one time hit of exceptional payment on account of covid and other factors reimbursed to clients in FY 22

EPC Service Offerings makes GBL and end-to-end Player



Diversified arm specialized in **Design & EPCC activities** of the Project



Rich experience in **Tank Fabrication & Pipeline Installation** and provides End to End solution



Experience in handling chemicals like **Caustic soda, Hydrogen & Edible Oils**



Dedicated teams for **Design & Engineering, project Planning, Execution & Commissioning**



Part of the Elite Club of EPC Players with the capability to design & construct tanks as per API 650 12th Edition in India



EPC Business Growth Potential



Benefits of being a part of the EPC Segment

- Enables GBL to exercise its high technical capabilities in erecting storage tank terminals, with pipelines, that allow quick and efficient access to ports.
- Swift delivery gathers higher confidence from global clients such as RPG group, other major commodity consumers, and shipping companies.
- Acts as a beneficiary tool for customer acquisition for the LST division, and further simultaneous growth

Advantages of GBL's in-house EPC division

- Efficient and low cost implementation of all GBL projects
- Start and conduct projects at the most time-effective and sustainable modes

Outlook for the EPC division

- As national interests and investments increase towards developing the EPC segment many major and minor ports across India, GBL's EPC segment stands to gain in depth market knowledge, early development advantage in the sector, and a means to develop quickly and efficiently.

A photograph of laboratory glassware, including two glass jars with gold-colored lids and several glass flasks with stoppers. The flasks have small white labels. A semi-transparent teal banner is overlaid across the middle of the image.

Chemical Division

Chemical Division...



Renowned Manufacturer & exporter of specialty chemicals, food preservatives & lubricant additives in industry; enjoys virtual monopoly of pure **Benzoic Acid & it's derivatives** in India



Specialty Chemicals : TBN Boosters, Octane Boosters, Defoamers,
Food Preservatives : Benzoic Acid, Sodium Benzoate and Benzoate Plasticizers
Lubricant Additives : Gear Oil Additives, Hydraulic Oil Additives, Greece Additives



Manufacturing Facilities at MIDC, Tarapur with capacity of **24,000 MTPA**

Unit 1 Manufactures oil additives

Unit 2 Manufactures specialty chemicals and food preservatives



Markets its products through distributors in Argentina, South Africa , USA, Taiwan, China, Brazil, and Nigeria



Products are used in food & beverage, paints, automobile, pharmaceutical, lubricants industries etc

Product Portfolio



Sodium Benzoate



Benzoic Acid



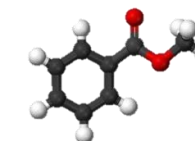
Gear Oil Additive



Petroleum Sulphate



Hydraulic Oil Additive



Magnesium Benzoate

... Initiated Process for Unlocking Value of the LST Business



Challenges in Chemical Business



Continuous Losses in Chemical Business		
Capital Intensive High working Capital requirement	Upgradation at manufacturing plants Major Capex required to enhance the facilities	Low Capacity Utilization Capacity utilization is ~ 60%

GBL Infrastructure Ltd



Considering Separation

GBL Chemical Ltd



Improve Focus on Each Business

- Creating independent listed companies with leadership positions in well-defined verticals

Enabling Growth

- Business specific specialized strategy to enable sustainable growth
- Creating strong growth platforms for each business segment

Unlocking Value for Shareholders

- Clarity on operations and value of underlying businesses
- Ability of markets to fully reflect underlying value of each individual business separately



CTMX	0.45	▲	+0.45
FTR	-0.23	▼	-2.34%
CSCO	-1.01	▼	-1.89%
CHK	0.02	▲	+0.21
AAPL	+2.58		
PRTG			
AMZN			
TSLA			
AVGO			
SIRI	-0.65		

Financial Performance

LST Division Historical Financial Highlights-(Standalone)



INR Mn	FY18	FY19	FY20	FY21	FY 22
Total Rental Income from All Terminals	792	903	1,018	1,047	1,214
Other Trading Income	56	128	210	446	254
Total Revenue	848	1,031	1,228	1,493	1,468
EBITDA	530	571	635	809	644
%. Increase in yearly Rental	-	13.94 %	12.84%	2.85%	15.92%
EBIT	435	466	441	501	497

Historical Financial Highlights-(Consolidated)



INR Mn	FY17	FY18#	FY19*	FY20	FY21**	FY 22
Income from Operations	1,181	1,692	2,116	2,467	2,704	3,575
Other Income	35	13	9	3	15	31
Net Income	1,216	1,704	2,126	2,470	2,719	3,606
Raw Material	339	632	878	937	746	1,426
Employee Cost	85	114	122	144	161	196
Other costs	380	429	555	754	1,003	1340
EBITDA	412	530	571	635	809	644
Depreciation	110	120	124	130	150	147
Interest	153	112	102	95	67	37
Exceptional items	(21)	509	(32)	(74)	(59)	(8)
Profit Before tax	128	807	313	337	533	452
Tax (and deferred tax)	-	-	-	-	315	125
Profit After Tax	128	807	313	337	218	327
PATMargin	10.5%	47.3%	7%	13.6%	8.06%	9.01%

* Income from LST division includes trading sales/services for FY19 was INR 98.7 Mn ; for FY20 was INR 209.2 Mn & for FY21 was INR 445.1 Mn

#FY18 Exceptional item is on account of Pending write back of old loans, resulting in exceptionally high PAT

** PAT is lower on account of non cash Deffered Tax Liability as per INDAS

Historical Balance Sheet-(Consolidated)



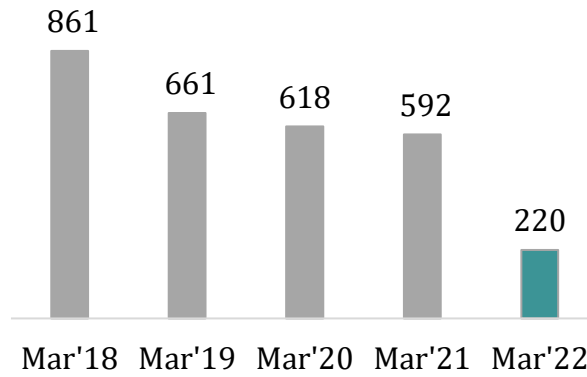
INR Mn	Mar-18	Mar-19	Mar-20	Mar-21	Mar - 22
Shareholder's Funds	807	1120	1455	2368	2849
Share Capital	57	57	57	62	62
Other Equity	750	1063	1398	2262	2743
Non- controlling Interest	-	-	-	44	44
Non-current liabilities	679	459	458	609	394
Borrowings	647	435	429	351	107
Other Financial Liabilities	10	-	-	0	2.7
Long Term Provisions	23	24	29	33	35
Deferred Tax Liabilities	-	-	-	225	225
Current Liabilities	900	932	760	804	732
Borrowings	214	226	189	240	113
Trade Payables	593	548	463	486	497
Other Financial Liabilities	-	-	-	02	76
Other Current Liabilities	85	150	97	65	33
Short- term provisions	8	9	12	11	13
Total Liabilities	2386	2510	2674	3781	3975

INR Mn	Mar-18	Mar-19	Mar-20	Mar-21	Mar-22
Non-Current Assets	1704	1834	1840	2596	2825
Property Plant & Equipment/Rights	1518	1636	1645	2099	2103
Good will	-	-	-	225	225
CWIP	81	119	111	117	198
Other Financial Assets	26	5	6	6	78
Investments	13	13	13	17	153
Other non-current assets	66	61	65	132	68
Current Assets	682	676	833	1185	1150
Inventories	49	50	63	125	79
Trade Receivables	324	310	349	409	336
Cash & Cash Equivalents	8	36	39	368	472
Loans	3	2	3	57	74
Other current assets	299	278	380	226	189
Total Assets	2386	2510	2674	3781	3975

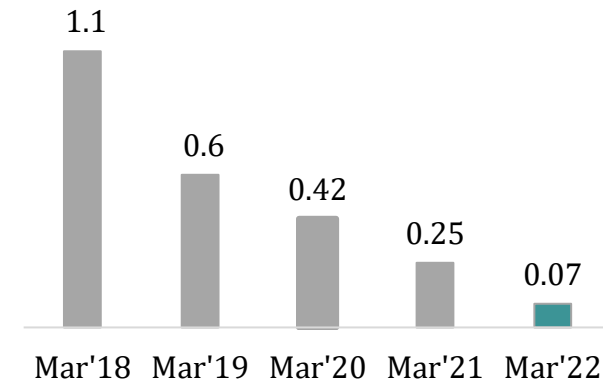
Consistently deleveraging the Balance Sheet- (Consolidated)



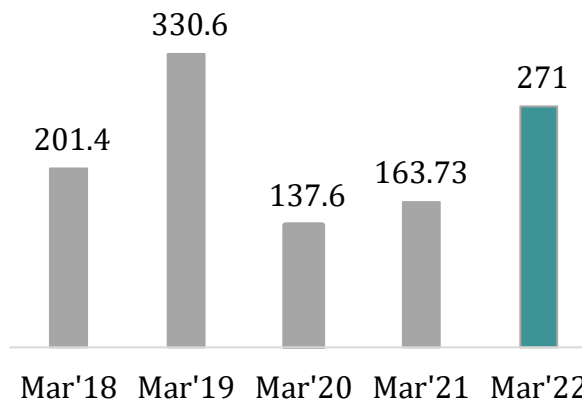
Gross Debt (INR Mn)



Debt to Equity (x)



Free cash Flow generation* (INR Mn)



*CF from Operating Activities – CF from Investing Activities



This presentation and the accompanying slides (the “Presentation”), which have been prepared by Ganesh Benzoplast Ltd (the “Company”) solely for information purposes and do not constitute any offer, recommendation or invitation to purchase or subscribe for any securities, and shall not form the basis or be relied on in connection with any contract or binding commitment what so ever. No offering of securities of the Company will be made except by means of a statutory offering document containing detailed information about the Company.

This Presentation has been prepared by the Company based on information and data which the Company considers reliable, but the Company makes no representation or warranty, express or implied, whatsoever, and no reliance shall be placed on, the truth, accuracy, completeness, fairness and reasonableness of the contents of this Presentation. This Presentation may not be all inclusive and may not contain all of the information that you may consider material. Any liability in respect of the contents of, or any omission from, this Presentation is expressly excluded. All product names, logos, and brands are property of their respective owners. All company, product and service names used in this presentation are for identification purposes only. Use of these names, logos, and brands does not imply endorsement.

Certain matters discussed in this Presentation may contain statements regarding the Company’s market opportunity and business prospects that are individually and collectively forward-looking statements. Such forward-looking statements are not guaranteeing of future performance and are subject to known and unknown risks, uncertainties and assumptions that are difficult to predict. These risks and uncertainties include, but are not limited to, the performance of the Indian economy and of the economies of various international markets, the performance of the industry in India and world-wide, competition, the company’s ability to successfully implement its strategy, the Company’s future levels of growth and expansion, technological implementation, changes and advancements, changes in revenue, income or cash flows, the Company’s market preferences and its exposure to market risks, as well as other risks. The Company’s actual results, levels of activity, performance or achievements could differ materially and adversely from results expressed in or implied by this Presentation. The Company assumes no obligation to update any forward-looking information contained in this Presentation. Any forward-looking statements and projections made by third parties included in this Presentation are not adopted by the Company and the Company is not responsible for such third party statements and projections

For Further Information :

Ganesh Benzoplast Limited

CIN: L24200MH1986PLC039836

Dina Building, First Floor,
53, M K Road, Marine Lines,
Mumbai – 400002

Email: info@gblinfra.com

The background of the slide is a photograph of an industrial facility. It features several large, cylindrical, silver-colored storage tanks with metal ladders and walkways. A prominent red horizontal pipe runs across the foreground. The sky is clear and blue.

Thank You